

Thank you for participating in a Hands-on History program  
at Heritage Frederick.

**Heritage Frederick**

**Frederick County Archives and Research Center**

24 East Church Street

Frederick, MD 21701

301-663-1188, ext, 107

[www.frederickhistory.org](http://www.frederickhistory.org)



**HERITAGE**  
F R E D E R I C K

Bridging the Past to the Future

**We Thank Our Program and Project Sponsors**



**WOODSBORO**  
— BANK —

Presenting Sponsor

**VISIT**  
*Frederick*  
City & County

[HIPANDHISTORIC.ORG](http://HIPANDHISTORIC.ORG)



**DELAPLAINE**  
FOUNDATION INC.


Follow the trail  
of John Babcock



**Civil War Spy**

# Meet John Babcock

Almost 100 years before the FBI was created, John Babcock and his fellow spies worked to help the United States government.



In the late summer of 1862, only a little over a year after the beginning of the Civil War, John worked for Allan Pinkerton during the Battle of Antietam.

He must have done a good job, because the next year, John was made third in command of the United States Bureau of Military Information, a group of official US spies. In June, he was ordered to Frederick.

Many people became suspicious of John when they saw him spending time with known US spies from Martinsburg, so it became very dangerous for him when a Confederate cavalry detachment came into town on June 20! If they found him, they would execute him!

# John's Message


Write the letters circled in the five building names in the blanks below to decode John's message.

The Confederates have crossed  
the \_\_\_\_\_ River!

4    6    5    7    3    1    2

They are invading the North again!

Take this booklet back to the Museum to help John get the message to the officials in Washington!





## Building #5



Walk one block south on Court Street. Look for the building with the big brick courtyard in front.

150 years ago, a tavern stood at this corner, and it was a gathering place for Rebel sympathizers. When Rebel cavalry came into Frederick in 1863, I used the cover of a crowd of people here to destroy my papers. If they had caught me with my papers, I would have been executed!

### Frederick County



## Help Get a Message Out!

In late June of 1863, the Confederate army of Northern Virginia, led by Robert E. Lee, did something that John had to tell officials in Washington, DC, about as quickly as possible!

But it was dangerous and difficult for John to get the message out. Are you ready to solve John's clues to find out what John's message was about?

Use the map and John's clues to find five buildings in downtown Frederick. Write the names of the buildings in the blanks to solve the puzzle and decode his message.

I need to get a message  
to Washington!

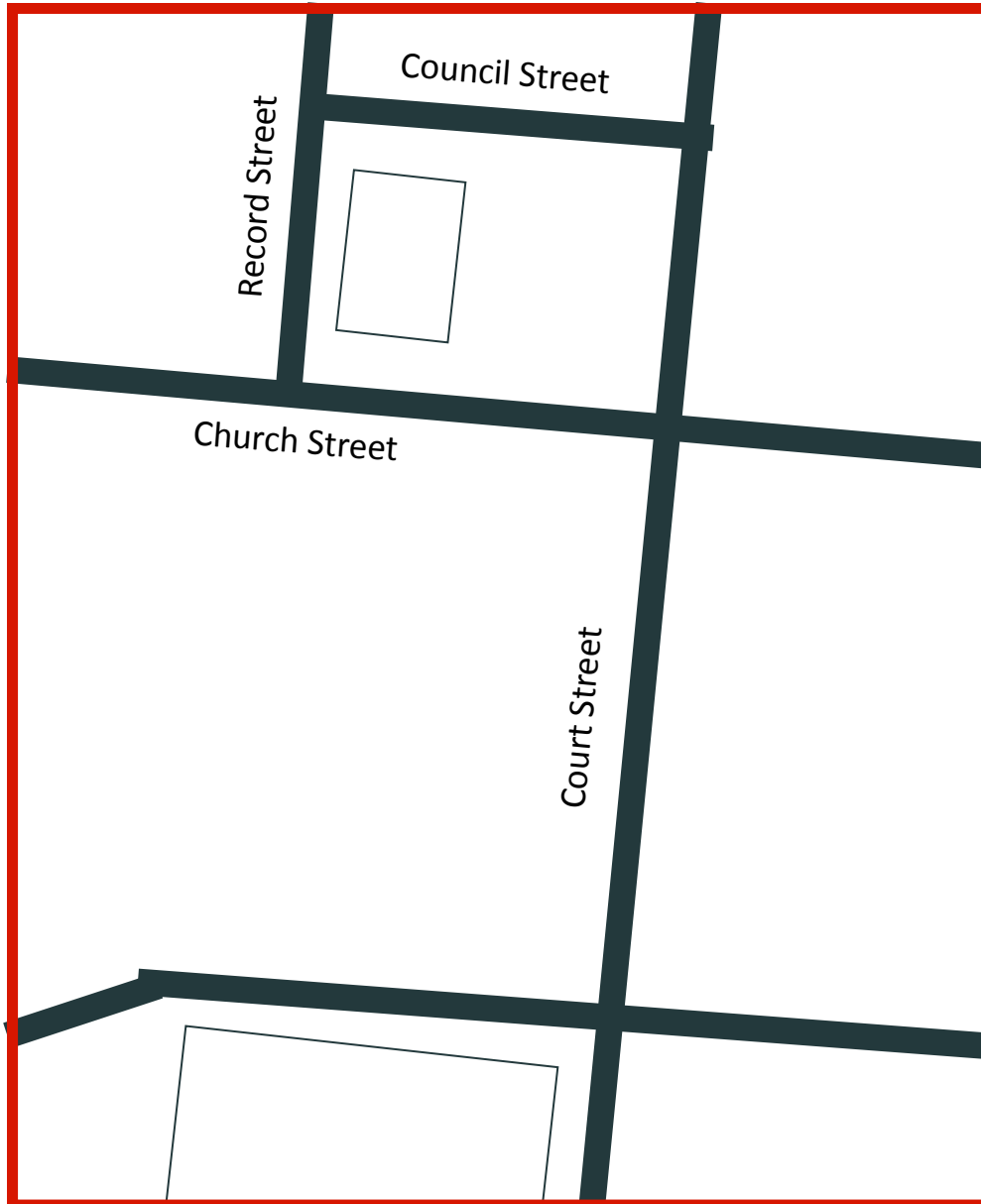
Can you help me?

-John Babcock

# Map of Downtown Frederick

## Building #4

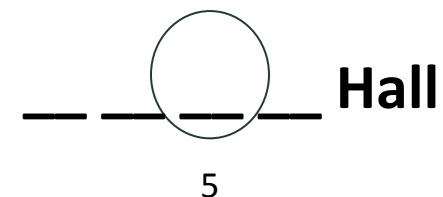
Before leaving the Museum, draw a compass rose on the map and find the Museum on the map.



Continue west on Church Street. Two blocks from Building #3, look for the brick building with lots of grass in front of it. This building has a white tower on top. You will have to cross Church and Court Streets to get to it.

This building was built to be the third county courthouse after the second one burned in 1861. A new county courthouse was built in the 1970s.

Look above the front door. What is it now?



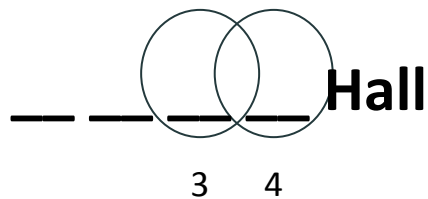
## Building #3



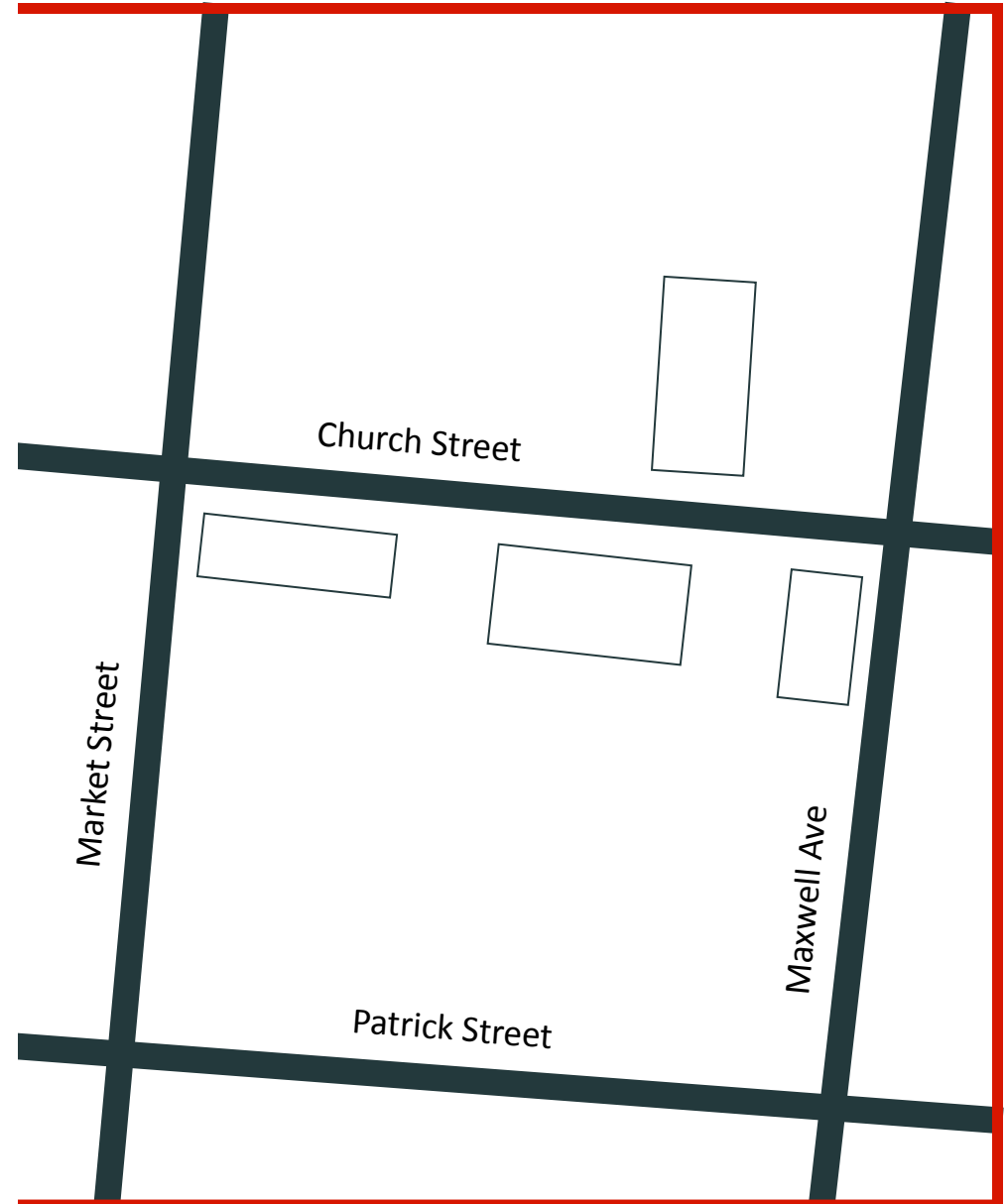
Walk west on Church Street to the end of the block. Look for the brick building with sweet treats on the first floor.

The Maryland legislature met here in 1861 to decide if Maryland would secede (leave the union and join the Confederacy). The legislators voted down secession two times.

Look for the two signs on the Church Street side of this building. The east one has its name.



Use the map below and John's directions and clues to find the buildings marked on the map below. Write the name of the building in the blanks at the bottom of each page.



## Building #1



Cross Church Street and go to the big white building with two tall spires.

This building was used as a hospital for sick and wounded soldiers after the Battles of South Mountain and Antietam from September 1862 to January 1863.

Look near the doors for this building's name.

\_\_\_\_\_ **Evangelical** \_\_\_\_\_ **Church**  
1

## Building #2



Cross Church Street again and go to the big brick building with two parts and many columns.

This building was home to the Frederick Female Seminary, a school for girls. It was also used as a hospital after the Battles of South Mountain and Antietam.

Look between the two halves of the building for its name.

\_\_\_\_\_ **Hall**  
2